

F3C Schedule P:

1. "M" with 2 half pirouettes on all sides
2. Semicircle with pirouette
3. Diamond 3
4. Cuban 8 with half rolls (DW> DW)
5. Pullback with backward full roll (UW> UW)
6. Cobra with 3/4 pushed flip (DW > DW)
7. Vertical candle with 2 half rolls and half pushed flip (UW > UW)
8. 2 opposite half rolls (DW > DW)
9. Inside loop with full pirouette on top (UW > UW)
10. Autorotation with two 90° turns (DW > UW)

P1: "M" with 2 half pirouettes on all sides.

- Take off to 2 meters.
- 5 meters backward to flag.
- Model ascends vertically while performing 360° pirouette with one second pause at 180°.
- Model descends at 45° while performing 360° pirouette with one second pause at 180°.
- Model ascends at 45° while performing 360° pirouette with one second pause at 180°.
- Model descends vertically while performing 360° pirouette with one second pause at 180°.
- 5 meters backward to center.
- Landing.

Note: All pirouettes in either direction.

P2: Semicircle with pirouette

Take off at 2 meters.

Backwards to flag.

5m radius semicircle to the other flag while simultaneously performing a 360° pirouette.

Backwards to center.

Landing.

P3: Diamond 3

- Take off to 2 meters.
- 2,5m backward ascent while performing 1/4 pirouette to flag.
- 2,5m sideways ascent to over helipad.
- 360° pirouette.
- 2,5m sideways descent to opposite flag.
- 2,5m descent while performing 1/4 of pirouette.
- Landing.

P4: Cuban 8 (DW > DW)

Standard cuban 8.

- The two 45° descents have half rolls.

P5: Pullback with backward full roll (UW > UW)

- Vertical ascent.
- Stop nose up.
- 90° pushed flip.
- 1 backward roll.
- 90° pushed flip.
- Stop nose down.
- Vertical descent.

P6: Cobra Roll with 3/4 pushed flip (DW > DW)

- 2006 "B" Schedule cobra roll.

P7: Vertical candle with half rolls and half pushed flip (UW > UW)

- Vertical ascent in front of the pilot with half roll in the middle.
- Half pushed flip on top of the trajectory.
- Vertical descent in front of the pilot with half roll in the middle.

Note: The model must be horizontal at the apogee of the trajectory.

P8: 2 opposite 2 point rolls DW > DW)

- 1/2 roll.
- 1 second of inverted flight.
- 1/2 roll (same direction as first roll).
- 1 second of horizontal flight.
- 1/2 roll (opposite direction of second roll).
- 1 second of inverted flight.
- 1/2 roll (same direction as third roll).

P9: Inside loop with full pirouette on top (UW > UW)

- One inside loop with one 360° pirouette on top.
- The pirouette must be centered on top
- The pirouette must have a minimum duration of 2 seconds
- (No hovering on top of the loop, the pirouette must be made during the loop.)

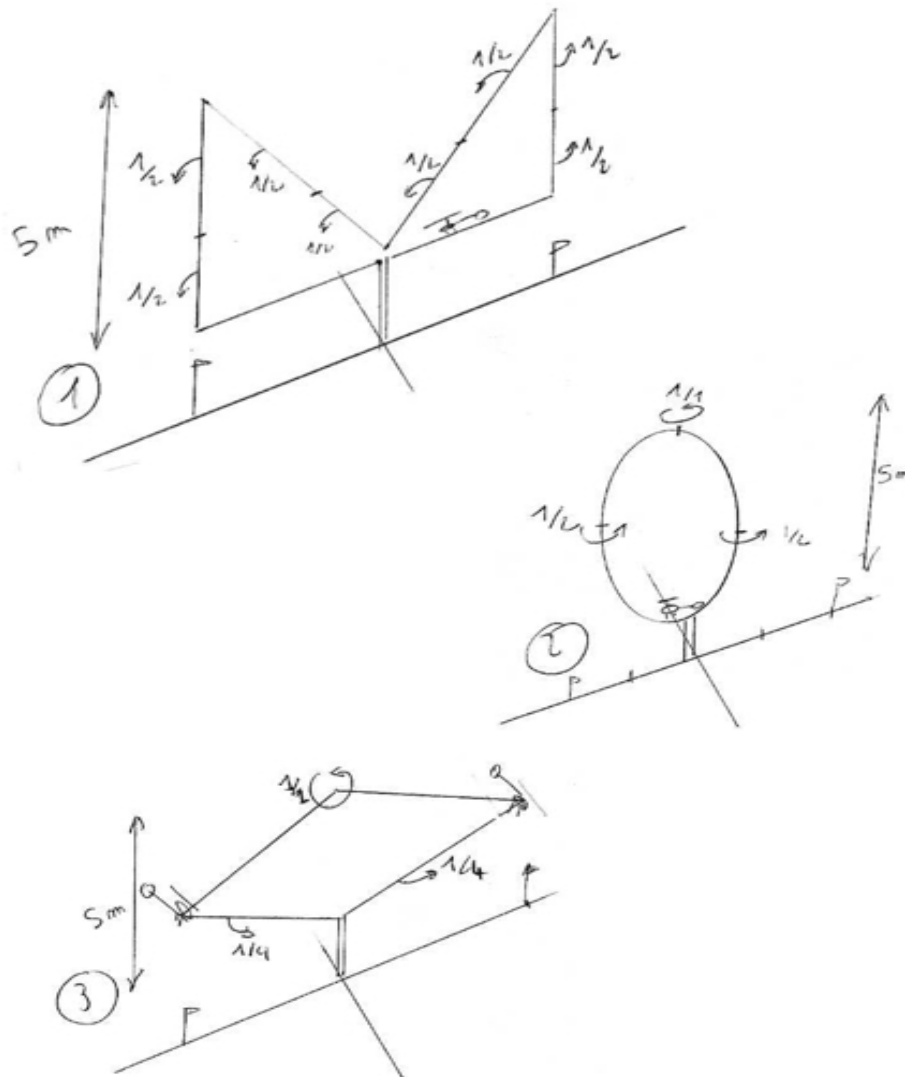
P10: Autorotation with two 90° turns (DW > UW)

Same as 2006 maneuver “B10”.

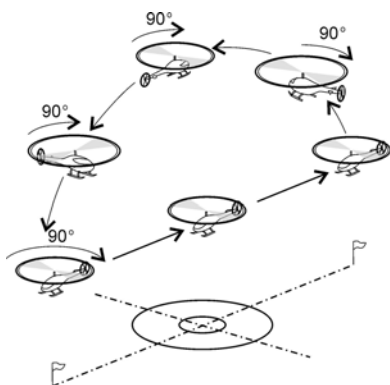
Aresti diagrams appear overleaf

F3C

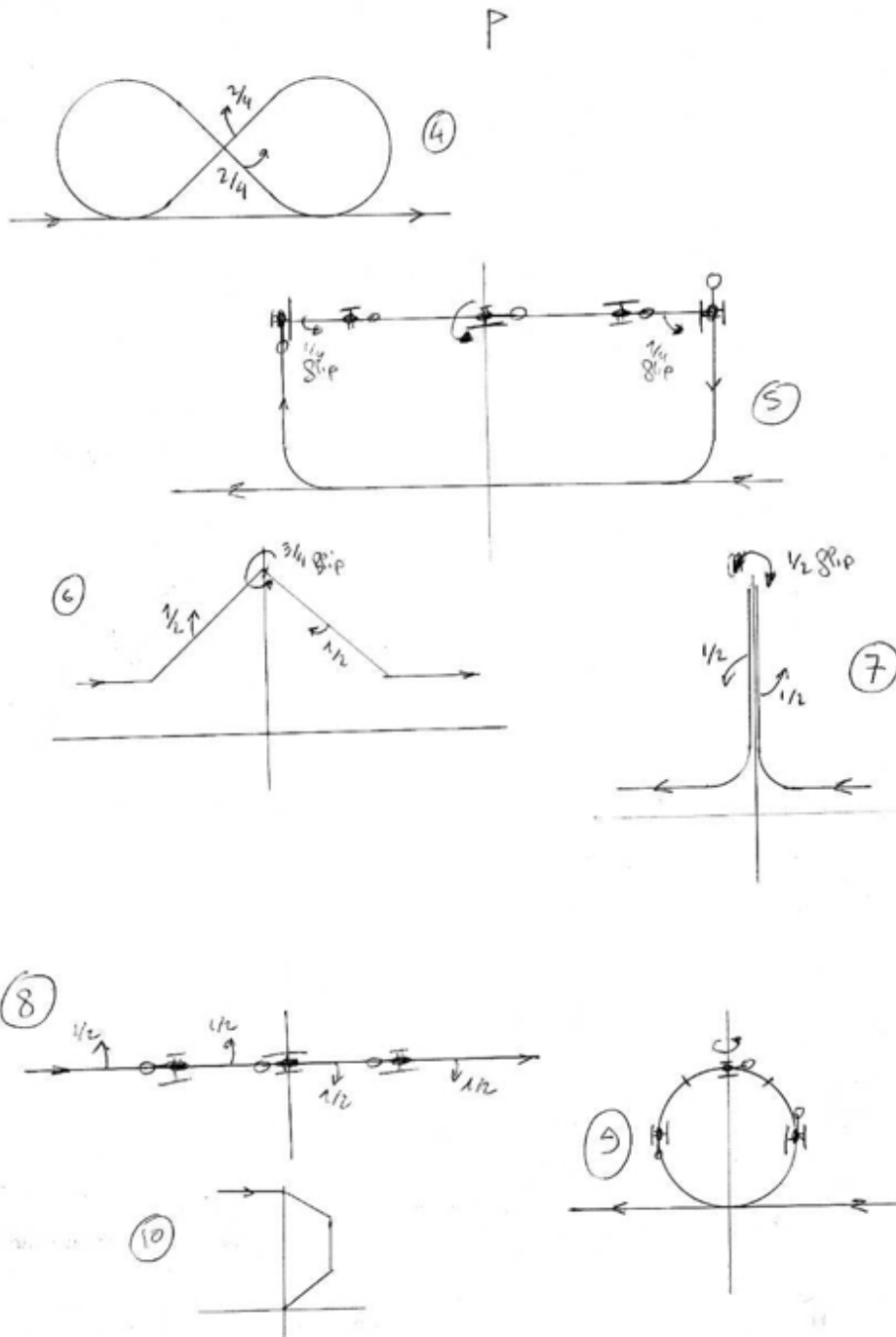
P Schedule Hovering :



Substitute Greek P2– SEMICIRCLE WITH PIROUETTE for above P2



P Schedule Aerobatics :



End of document